



Article

Glyphosate Residues in Groundwater, Drinking Water and Urine of Subsistence Farmers from Intensive Agriculture Localities: A Survey in Hopelchén, Campeche, Mexico

Jaime Rendón-von Osten * and Ricardo Dzul-Caamal

Instituto EPOMEX, Universidad Autónoma de Campeche, Campus VI, Av. Héroe de Nacozari 480, 24070 Campeche, México; ricardodzul210@hotmail.com

* Correspondence: jarendon@uacam.mx; Tel.: +52-981-811-9800

Academic Editor: Ricardo Bello-Mendoza

Received: 23 January 2017; Accepted: 22 May 2017; Published: 3 June 2017

Abstract: The use of pesticides in Mexican agriculture creates an interest in learning about the presence of these substances in different environmental matrices. Glyphosate (GLY) is an herbicide widely used in the state of Campeche, located in the Mayan zone in the western Yucatan peninsula. Despite the fact that GLY is considered a non-toxic pesticide to humans, its presence in water bodies through spillage, runoff, and leaching are a risk to human health or biota that inhabit these ecosystems. In the present study, glyphosate residues were determined in groundwater, bottled drinking water, and the urine of subsistence farmers from various localities of the Hopelchén municipality in Campeche. Determination of GLY was carried out using Enzyme-Linked Immunosorbent Assay (ELISA). The highest concentrations of GLY were observed in the groundwater (1.42 µg/L) of Ich-Ek and urine (0.47 µg/L) samples of subsistence farmers from the Francisco J. Mújica communities. The glyphosate concentrations in groundwater and bottled drinking water indicate an exposure and excessive use of glyphosate in these agricultural communities. This is one of the first studies that reports glyphosate concentration levels in human urine and bottled drinking water in México and in the groundwater in the Yucatan Peninsula as part of a prospective pilot study, to which a follow-up will be performed to monitor this trend over time.

Keywords: glyphosate; groundwater pollution; bottled drinking water; human urine; subsistence farmers

1. Introduction

The main crop in the state of Campeche is maize. About 144,000 hectares were cultivated in 2006, and just over 181,000 hectares in 2013 [1]. In addition to maize, rice, sugar cane, sorghum, jalapeño peppers, habanero peppers, and beans are principal crops in the region.

Aside from maize production, Campeche is the primary soybean producing state in Mexico [2]. According to current federal figures, the harvested areas and annual production have been growing from 2013–2014. Soybean cultivation doubled (29,200 hectares), with the Hopelchén municipality serving as the main soybean producer in the state [3]. Ninety percent of the soybean crop produced in Hopelchén comes from commercial and industrial producers, while the remaining percentage comes from subsistence farmers (Agricultural producers under the slash and burn model, mainly for self-consumption) [4]. In Mexico, the production by commercial operators has led to various criticisms due to the severe deforestation process, excessive use of agro-chemicals, and the use of

genetically modified (GM) seeds; produced and mainly distributed by Monsanto, which are resistant to glyphosate herbicide application [5,6].

The main cause of deforestation in the study sites around Hopelchén comes from the expansion of industrial agriculture, accounting for 68% of the forest area lost (75,400 ha). This type of production is present throughout the municipalities, however, it is primarily found in sites with a slight slope, causing a high percentage of deforestation per municipality throughout the state of Campeche from 2000–2013 [7]. Annual mean rainfall is approximately 1100 mm. During some crop seasons the fields flood, therefore farmers often drill infiltration wells, to prevent flooding. Infiltration wells are constructed to induce the indirect filtration of water accumulated on the surface of the soil substrate [8]. The Yucatan peninsula is primarily covered with karstic soils, which are extremely permeable; as a result, the infiltration wells directly contaminate the groundwater with pesticides. At the study sites near Hopelchén, there are many illegal absorption wells that are not constructed to code, legally permitted, nor sealed. Water infiltration wells are a serious problem in the region because they contribute to desertification. In 2015, observations reported that the lagoons of Cancabchén and that the Ik Lagoon nearly dried up due to the loss of runoff waters [9].

The intensive use of pesticides in Hopelchén for sorghum, tomato, maize, and other crops causes groundwater contamination. Many pesticides have a half-life of several months, which allows them to persist for a long period in the environment. A study conducted in 2010 showed the presence of 2,4-dichlorophenoxyacetic acid (2,4-D) residues in the groundwater at some localities in the state of Campeche, including Hopelchén with 13.8 µg/L [10]. Pollution in the groundwater from pesticides is critical in karstic areas because substances such as glyphosate with a very low octanol/water coefficient ($K_{ow} = 0.00033$), are highly soluble in water, reaching a persistence of up to 170 days at 25 °C under low light conditions, and extending to 315 days at 31 °C in darkness [11]; these temperature and light conditions are very common in the Yucatan groundwater system.

In Mexico, there is only one study about the presence of glyphosate in both surface water and groundwater from natural protected areas and agricultural areas in the state of Chiapas [12]. Authors found higher concentrations of glyphosate during the dry season, probably due to reduced dilution from precipitation. The concentrations of glyphosate in groundwater ranged from <0.13 to 18.43 µg/L and from <0.13 to 36.71 µg/L in superficial water (river). Similarly, in a study carried out over a period of 3 years in an area near a Maya mountain protected area in Belize, glyphosate residues were found in the phytotelmic water at seven sites where the range of glyphosate concentrations was from 0.22 to 1.7 µg/L [13]. The authors mention that at least part of the population acquires its drinking water from systems coming from the Maya Mountain Protected Areas, and therefore populations could be chronically exposed to glyphosate. This study suggests that pesticide drift is occurring in these areas, and its dispersion will reach many places depending on the water systems exposed.

A study conducted in 2004 regarding agricultural production methods and pesticide use among subsistence farmers in four rural communities of Campeche, including Ich-Ek, Crucero San Luis, and Suc-Tuc from the Hopelchén area [14], showed that acetylcholinesterase (AChE) activity in subsistence farmers was significantly lower ($p < 0.05$) than the mean activity determined from individuals in a reference group. In this study, carbamates, particularly carbofuran, seem to be more associated with the symptomatology of pesticide exposure than organophosphates.

Glyphosate (*N*-(phosphonomethyl) glycine) is the most widely used broad-spectrum herbicide worldwide and its use in agriculture has increased since its introduction in 1970. It is primarily administered for weed control outbreaks during land preparation or pre-harvest. Thus, genetically modified plants resistant to glyphosate were created for soybean and maize production, assuring that the crops were not affected in the presence of glyphosate [15,16].

Genetically modified soybean cultivation emerged in the Yucatán peninsula in 2001. When the first experimental field was planted in 2010, a total of 12,000 hectares were used as pilot fields for genetically modified soybeans. In 2012, soybean producers requested authorization from the Federal Government to extend the area of genetically modified soybean production to 60,000 hectares. The

use of genetically modified products such as soybeans entails the indiscriminate use of glyphosate because the transgenic seed-glyphosate dependency cannot be separated.

Aside from leaching into water systems, pesticides cause mortality in bees [17]. In the USA, approximately 13 million dollars are lost annually from bee mortality [18]. Although this is not a focal concern of our study, it is important because many of these crops depend on pollination, and honey is an important economic good produced in Campeche. Bee mortality was observed near glyphosate treated crops between 2012 and 2013. Almost 2000 bee colonies died in the towns of Suc-Tuc and San Luis in the municipality of Hopelchén, Campeche [19]. Sublethal effects in bees constitute other adverse effects from glyphosate which influence the production of honey. These effects are important because laboratory tests with sublethal concentrations of glyphosate (1.25, 2.5, 5, and 10 ng active ingredient/bee) created a slight decrease of acetylcholinesterase activity of the bee [20].

Although the European Food Safety Authority (EFSA) [21] concluded that glyphosate is unlikely to pose a carcinogenic hazard to humans, the International Agency for Cancer Research (IARC) had classified glyphosate inside the 2A Category, which indicates “probably carcinogenic to humans” [22]. Some studies indicate a correlation between glyphosate and genotoxic, hormonal, enzymatic type [23–26], reproductive [24,27], and neurological [28] health risks to humans.

Humans can directly be exposed to glyphosate as operators, passers-by, or residents of glyphosate applied areas, through the food chain [23,29,30] or human water consumption [31]. Pharmacokinetic studies indicate that glyphosate absorbed orally is excreted unchanged, predominantly in urine [23], where it can be measured at $\mu\text{g/L}$ levels [32,33]. Thus, urine provides a measure of recent exposure and is considered an ideal matrix in biomonitoring studies [29,33–35].

Soybean crop expansion in the State of Campeche [6] as well as in other Latin American and European countries, has negative effects on the environment, especially by polluting water, as well as in human and animal health by the generalized and frequent use of glyphosate [36,37]. The goal of this study was to determine the levels of glyphosate in groundwater samples, bottled drinking water, and in the urine of subsistence farmers in different communities around the municipality of Hopelchén, Campeche.

2. Materials and Methods

2.1. Study Sites and Sample Collection

The Hopelchén municipality is located in the eastern part of the state of Campeche, close to the border with the state of Yucatan. Its geographical coordinates are $19^{\circ}44'39''$ N and $89^{\circ}50'40''$ W, with an area of 7460.27 km². Hopelchén covers 13.1% of Campeche and is the most productive apicultural and agricultural municipality in the state (Figure 1). Groundwater, bottled drinking water, and urine from subsistence farmers were sampled from communities in the Chenes region, and the city of Campeche, an urban area used as a reference. This reference group consisted of male fishermen, not farmers (Figure 1). For a detailed description of the land use change in the area, we refer to the study by Ellis et al. [7].

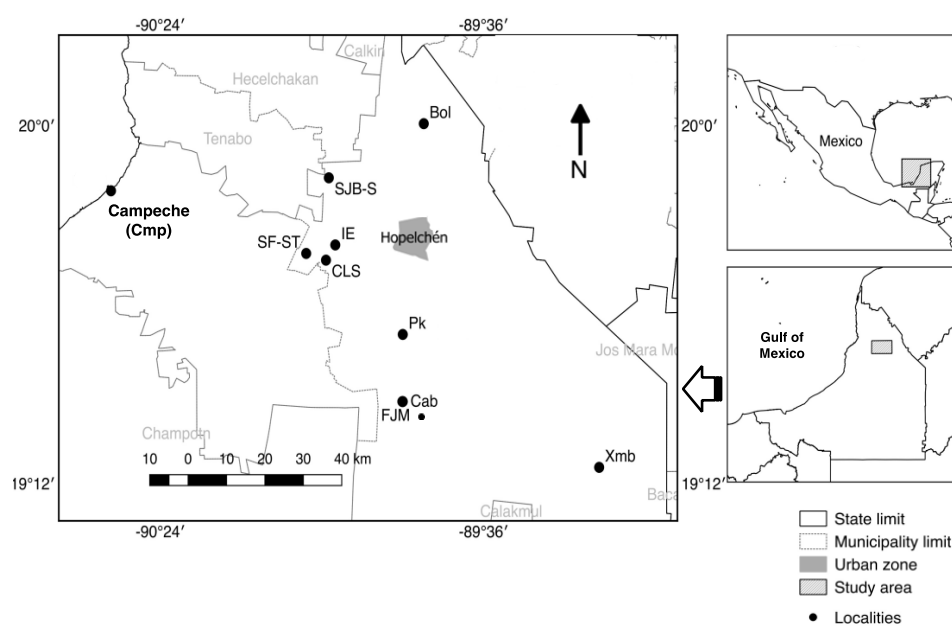


Figure 1. Sampling sites in the Municipality of Hopelchén, Campeche, Mexico. For details of the name of localities and the type and number of samples, refer to Table 1.

From the five sites, 15 urine samples were collected from subsistence farmers at Ich-Ek (IE), Francisco J Mújica (F.J.M.), Suc-Tuc (SF-ST), San Juan Bautista Sahcabchén (SJB-S), and Crucero San Luis (CSL), and eight urine samples from fishermen at the City of Campeche, considered as a reference site (Ref) (Table 1).

Table 1. Name of the localities where groundwater, bottled drinking water, and urine from subsistence farmers were sampled.

Localities	ID	Coordinates		Samples		
		Latitude N	Longitude W	Ground Water	Bottled Drinking Water	Urine
				<i>n</i> = 29	<i>n</i> = 15	<i>n</i> = 84
Ich-Ek	IE	19°43'59.8"	89°58.0'0.1"	8	4	16
Bolonchén	Bol	20°00'15.0"	89°44'51.0"	2	2	
Pakchén	Pk	19°31'58.8"	89°47'60.0"	2		
SJB Sahcabchén	SJB-S	19°52'58.8"	89°58'58.8"	2		15
SF Suc-Tuc	SF-ST	19°42'50.4"	90°02'20.4"	5		15
Cancabchén	Cab	19°22'59.8"	89°47'60.0"	2		
Xmaben	Xmb	19°14'09.6"	89°18'50.4"	2		
Francisco J. Mújica	F.J.M.	19°18'43.5"	89°44'22.5"			15
Crucero San Luis	CSL	19°41'56.4"	89°59'24.0"			15
Hopelchén	Hp	19°44'41.0"	89°50'42.0"		7 *	
Campeche (** Ref)	Cmp	19°50'55.0"	90°31'31.0"	6	2	8

n: total samples of each type. * Two samples of these were bought in Hopelchén but come from Merida City; ** Ref: Reference; ID: identity code; N: north; W: west.

2.2. Water Sample Collection

Two types of groundwater samples were collected; one was from wells that are used as water sources in the surrounding towns and the other was from infiltration wells drilled to drain excess water from fields during the rainy season.

Two of the water samples collected from the wells used as water sources were from Ich Ek and Suc-Tuc, one was from Sahcabchén, one was from Cancabchén, and six were from Campeche, the reference site. These samples were taken directly from the pump outlet. The samples from Ich-Ek,

Bolonchén, Pakchén, Xmaben, Sahcabchén, and Cancabchén were collected from open wells. These samples were extracted with a reusable polyethylene Bailer sampler (1.6" × 36").

To produce bottled drinking water in the region, groundwater is extracted and treated by reverse osmosis. This drinking water is sold in large refillable five-gallon water containers.

Groundwater and bottled drinking water samples were collected, transported, and stored in dark conditions at 4 °C in 200 mL amber colored glass bottles, completely cleaned with diluted HCl acid and washed with ultra-pure water [12]. In the laboratory, the samples were separated (1 mL) into sterile Eppendorf tubes and cooled in dark conditions at 4 °C, until their analysis. Because only two localities have water treatment plants in the area, four samples were collected from Ich-Ek, two from Bolonchén, and seven from the city of Hopelchén, and two samples from the city of Campeche were included in the analysis as a reference site.

2.3. Urine Sample Participants

Morning urine samples were collected to perform a cross section prospective study from subsistence farmers in five communities from the Hopelchén area. Urine samples were provided in 60 mL polystyrene containers with polyethylene screw caps. The participants labeled the containers according to the collection date and the containers were stored in coolers for further analysis [38]. All of the samples were provided by subsistence farmers who were adult men between 30 to 50 years of age, and had signed a written informed consent. The Research Committee at the Universidad Autónoma of Campeche approved the samples under project registration no. 095/UAC/2015, and the study was performed in accordance with the principles of the Declaration of Helsinki. The only inclusion criterion for the random sampling was that participants were subsistence farmers. Persons or groundwater samples not fulfilling the inclusion criterion had to be excluded with the exception of people from the reference group (fishermen). Urine samples were diluted with ultra-pure water (Barnstead Easypure, Barnstead/Thermolyne, Dubuque, IA, USA) at a ratio of 1:20. Fifty µL of urine and water samples were centrifuged at 10,000× g for 10 min at 20 °C and the supernatants were tested for glyphosate using Enzyme-Linked Immunosorbent Assay (ELISA) kits. Because the first urine samples were negative, researchers decided not to dilute the samples.

2.4. Glyphosate Analysis by ELISA

For the immunoanalytical detection of glyphosate, the ELISA method (PN 500086) by Abraxis LLC (Warminster, PA, USA) was employed by using a microplate reader (Multiskan Spectrum, Thermo Scientific, Waltham, MA, USA). Measurements were carried out according to the manufacturer's instructions [39]. This method showed a detection limit (DL) of glyphosate in water of 0.05 µg/L, a quantification limit of (QL) of 0.13 µg/L, a maximum detectable concentration of 4 µg/L, and a mean recovery rate of 102 %. For quantification, a four-point calibration curve was constructed with two replicates with a blank measured as zero for comparison (0.00, 0.075, 0.2, 0.75, and 4 µg/L). An analytical quality control solution was used with 0.75 µg/L of glyphosate provided with the Abraxis Glyphosate Plate Assay kit. According to the analytical results of Byer et al. [40], they found an R² value of 0.88, which indicates a close relationship between Liquid Chromatography/Tandem Mass Spectrometry (LC/MS/MS) and ELISA; however, the authors mention that ELISA tends to overestimate the concentration of glyphosate present. This overestimation could be explained by the presence of matrix interferences such as cross-reactive related analogues, organic matter, salts, or phosphates, or both. Conversely, Clegg et al. [41] and Rubio et al. [42] reported that the Abraxis glyphosate immunoassay has shown no reactivity to other substances such as some ions and humic acids. Nonetheless, a study conducted by Krüger et al. [43] validated the immunoassay with Gas Chromatography-Mass Spectroscopy (GC-MS) obtaining a correlation coefficient of 0.96 between the two tests. Mörtl et al. [44] quantified the levels of glyphosate in surface and groundwater in Hungary using the Abraxis kit. Their results showed high concentrations of glyphosate (almost 1 µg/L). High concentrations of this herbicide were attributed to agricultural activities, natural precipitation, and to a greater extent, catchment area characteristics, resulting in a variation of glyphosate leaching or run-off to surface waters. The literature also

concludes that this method presents great advantages such as simplicity and specificity (cross-reactivity is below 0.1% for related compounds). Matrix effects were also observed only in tap water, possibly due to chlorination or heavy metal ions, or both, e.g., copper and zinc. For a better comparison of the results, the analytical detection or quantification limits, or both, measured in the concentrations were expressed as 1 ppb = 1 µg/L.

2.5. Statistical Analysis

To identify statistical differences, all analyses were performed by one-way ANOVA where the p value was set at $p \leq 0.05$. Statistical analysis was performed using the program Graph Pad Prism, version 6.0 (www.graphpad.com) (Graph Pad Software Inc, San Diego, CA, USA) and Microsoft Excel 2010 (Microsoft, Albuquerque, NM, USA).

3. Results

3.1. Glyphosate in Groundwater

Glyphosate detection in groundwater samples presented variations, which depended on the sampling locations. Glyphosate was detected in all of the agricultural communities studied (Figure 2, and Supplementary Table S1). The groundwater samples from Ich-Ek presented the highest concentrations of 1.41 µg/L, followed by Xmaben (1.27 µg/L) and San Francisco Suc-Tuc (1.25 µg/L). The reference community in the city of Campeche showed the lowest levels of glyphosate in the groundwater samples (0.44 µg/L) (Figure 2).

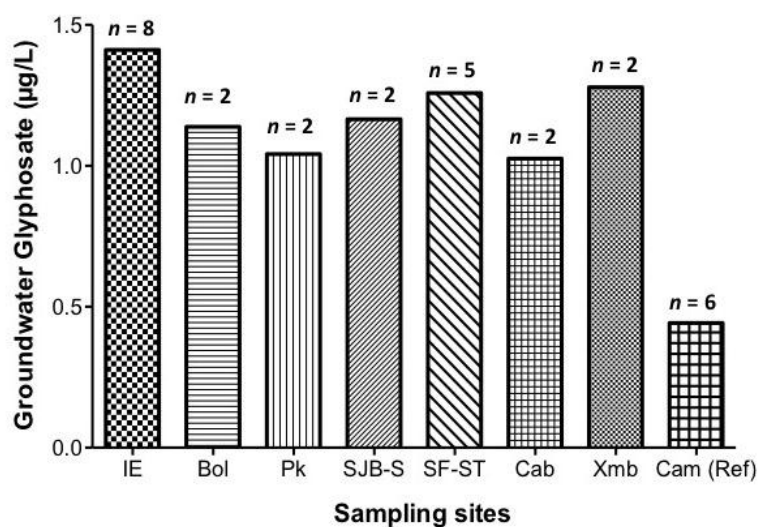


Figure 2. Glyphosate concentrations (µg/L) in the groundwater samples of the locations being monitored. Data are expressed as means. For details of the name of localities and the type and number of samples, refer to Table 1.

3.2. Glyphosate in Bottled Drinking Water

Glyphosate was present in the bottled drinking water samples from the three communities monitored: Ich-Ek, Bolonchén, and Hopelchén; as well as in the commercially bottled drinking water from Mérida. The Ich-Ek community presented the highest mean levels of glyphosate (0.65 µg/L). Commercially bottled drinking water from Mérida presented the lowest mean glyphosate levels (0.35 µg/L) (Figure 3, and Supplementary Table S1).

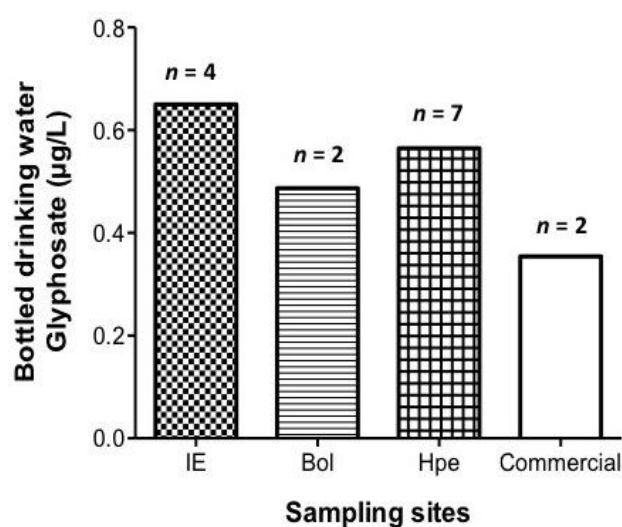


Figure 3. Glyphosate concentrations ($\mu\text{g/L}$) in bottled drinking water samples of the locations being monitored. Data are expressed as means. The samples named “commercial” comes from the city of Mérida.

3.3. Glyphosate in Human Urine

Eighty-one urine samples from subsistence farmers were analyzed. As demonstrated in Figure 4, the community in Francisco J. Mújica (F.J.M.) presented the highest mean glyphosate concentration value in urine at $0.47 \mu\text{g/L}$ (Figure 4). In contrast, the urine samples analyzed from the urban reference group (fishermen in Campeche) presented the lowest mean concentration ($0.22 \mu\text{g/L}$). Also, significant differences were observed ($p < 0.05$) among the urine samples from farmers of Ich-Ek (IE) and Francisco J. Mújica (F.J.M.), compared to the urine samples from residents of Crucero San Luis (CSL) and the fishermen from the city of Campeche (Reference) (Figure 4, and Supplementary Table S1).

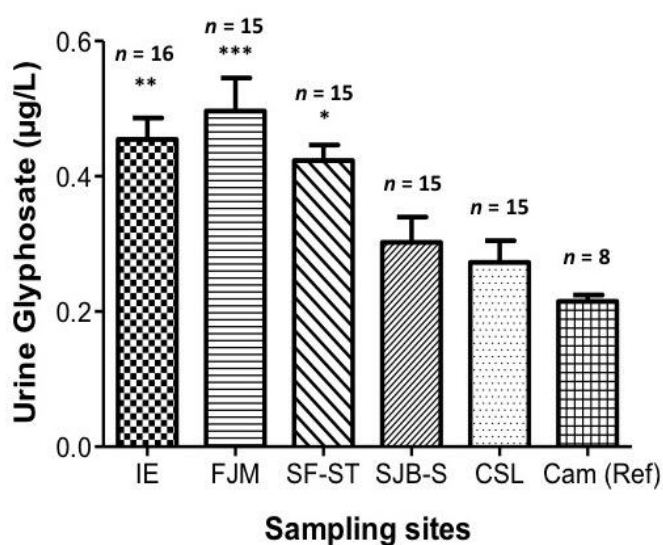


Figure 4. Glyphosate concentrations ($\mu\text{g/L}$) in urine samples of the locations being monitored. Data are expressed as means \pm Standard Deviation (SD). Statistical differences are represented as * $p \leq 0.05$, ** $p \leq 0.01$, and *** $p \leq 0.001$.

4. Discussion

4.1. Residual Levels of Glyphosate in Groundwater Samples with Intense Agricultural Activity

The widespread use and application of glyphosate in agricultural and urban areas results in residues in crops, water ecosystems, and human urine samples, putting human health at risk [16,43,45,46].

Few studies have been conducted to determine glyphosate residues in ground water. The results obtained in previous studies have shown significant concentrations of glyphosate [47].

Our results indicate the presence of glyphosate in 90% of all groundwater samples evaluated, where Ich-Ek, Xmaben, and San Francisco Suc-Tuc had the highest glyphosate concentrations. The concentrations obtained in these communities (between 0.47 µg/L and 1 µg/L) were above the threshold of 0.1 µg/L reported in groundwater permitted by the European Glyphosate Task Force (GTF) [48]. Kaiser et al. [13] documented glyphosate concentrations of 0.221 µg/L to 1.708 µg/L in groundwater samples surrounding a protected area of the Maya Mountains in Belize. Mörtl et al. [44] reported concentrations ranging from 0.54 to 0.76 µg/L in groundwater samples in Hungary, and Sanchís et al. [46] reported concentrations of 2.5 µg/L in groundwater from Catalonia (Spain).

Although our results showed high levels of glyphosate in water samples, these results were lower in comparison to a study conducted in Chiapas, Mexico by Ruiz-Toledo et al. [12], who found high concentrations of glyphosate (36.7 µg/L) in the groundwater near agricultural crops. Reports in other countries by Davis et al. [49] found 54 µg/L of glyphosate in Australia, Van Stempvoort et al. [50] found 40.8 µg/L in southern Ontario (Canada), and Peruzzo et al. [51] found 700 µg/L in Argentina. The Canadian Water Quality Guideline for glyphosate for the protection of freshwater aquatic life is 65 µg/L [40]; though this guideline does not apply to Mexico, it suggests that the glyphosate residues in the water sampled in this study from the Yucatán Peninsula may not pose a threat to aquatic organisms.

The presence of glyphosate found in the groundwater samples in this study can be associated with sampling sites in proximity to glyphosate-resistant soybean fields, because it is documented that the Hopelchén municipality is one of the main soybean producers in the State of Campeche [3,6]. High glyphosate concentrations in groundwater near glyphosate-resistant soybean fields have also been documented in other studies [12,51,52].

The presence and frequency of high glyphosate concentrations in groundwater samples contrast in the literature, indicating the absorption and relatively fast degradation of glyphosate in soil [53–55]. The karstic soil characteristics in the Yucatán Peninsula indicate that this herbicide can be persistent for long periods of time in groundwater ecosystems [11]. Borggaard and Gimsing [56] found that in structured soils with macropores, such as karstic soils, preferential flow may carry glyphosate to drainage systems, and heavy rainfall shortly after glyphosate application seems to suggest that this herbicide has a high risk of leaching in high quantities to the groundwater in Yucatán; in addition to the accumulation of this herbicide through the infiltration wells in crop fields, which are receiving pesticide application.

Glyphosate residues in groundwater also depend on how they are incorporated. For example, in the karstic zone, it has been demonstrated that during storm events, pollutants adhered to the soil surface, and were concentrated and discharged during the rapid conduit flow portion of the hydrograph [57]. The Yucatán Peninsula karstic aquifer is vulnerable to pollution because this area has large amounts of groundwater sources, maintaining highly dependent ecosystems [58].

The evidence has shown that most glyphosate monitoring studies in aquatic ecosystems have focused on agricultural areas [46,59–61], suggesting the generalized and global use of glyphosate as an herbicide in agriculture [62,63]. Another source of glyphosate pollution could be the concentration of this compound in water sources from rainfall [64].

4.2. Residual Levels of Glyphosate in Bottled Drinking Water Samples

Almost all bottled drinking water samples in this study exceeded the acceptable limits of glyphosate for human consumption in the European Union (0.1 µg/L) [65]. It is important to note

that in Mexico, there are no specific acceptable limits for glyphosate in drinking water; however, the Mexican Standard NOM-201-SSA1-2015 [66] states that non-halogenated organic compounds, including glyphosate, should not exceed 10 µg/L. In this case, none of the samples exceeded the maximum permitted level of the NOM-201-SSA1-2015.

4.3. Residual Levels of Glyphosate in Human Urine Samples

Urine is an important elimination route for glyphosate. Thus, it is not surprising that certain amounts can be detected in human urine samples, especially if glyphosate is absorbed through direct exposure from agricultural practices, in the diet, or in drinking water [33].

In the present study, the mean glyphosate concentrations in urine samples for people living and working inside the agricultural areas of Francisco J. Mújica (F.J.M.) were higher than those that lived in the city of Campeche (0.47 µg/L and 0.22 µg/L, respectively). These results were higher than those reported in first world countries such as Switzerland (0.16 µg/L). The results obtained in our study were lower than other studies from both the United States and Europe (1.33 µg/L–1.82 µg/L), respectively [29,34,35].

The differences found in our results from those reported in other studies, likely reflect the differences between glyphosate use in agricultural fields and crop plantations with genetically modified seeds in other countries, such as maize and cotton, as well as the frequent use of this herbicide. The differences also likely reflect the frequency with which this herbicide is applied. Niemann et al. [35] and Kruger et al. [34], suggested that a trend towards the increase of glyphosate concentrations in urine samples in the European population probably reflects more frequent use of glyphosate in agricultural practices. Other studies have documented that glyphosate causes an ecological risk to aquatic ecosystems [54,67,68], and can be bio-accumulated in aquatic organisms, thus placing human health at risk for those who consume these products [66,69,70].

5. Conclusions

This is the first report regarding the presence of glyphosate in water and urine samples in subsistence farmers inhabiting different agricultural communities in the State of Campeche, Mexico. The concentrations and glyphosate ratios in the matrices evaluated indicate a high exposure to this pesticide. It is very important to conduct a more detailed follow-up study to understand the presence of glyphosate in bottled drinking water, correlated with the glyphosate concentrations in subsistence farmers that used this herbicide, since there is no evidence using this matrix. This is of concern because it could explain another possible route of exposure to this pesticide. The presence of glyphosate in urine is very important even at low concentrations because glyphosate puts human health at risk. Therefore, the potential ecological impact of this pesticide must be considered on a more global, rather than regional, scale.

The results indicate the need to establish a monitoring program for pesticide residues in the Yucatán Peninsula. They also suggest a need to monitor non-target organisms, such as bees, to establish the effect of the predominant agricultural practices currently occurring in Hopelchén.

Also relevant to humans, it is essential to carry out a study that considers the health status of the human population in Hopelchén because glyphosate is among the dozens of widely used pesticides in the industrialized agricultural area. Due to the large cultivation areas and the quantities of pesticides applied, exposure to these chemicals by the population and field workers in the area should be evaluated to avoid diseases associated with these compounds.

Supplementary Materials: The following are available online at www.mdpi.com/link, Table S1: Glyphosate concentrations.

Acknowledgments: We thank the local communities for their valuable contributions to the accomplishment of this work by agreeing to bring water samples to us, and to the farmers for providing their urine samples. The authors wish to acknowledge Dr. Xavier Moya from the United Nations Development Program (UNDP) for generously providing us with the kits for glyphosate determination, and to Erick Javier Pech Poot and Irma Gómez for their valuable work with different communities and for urine sampling. Many thanks to Leydi Pech from the MA OGM Colectivo for maintaining her courage so that this study and further studies can be carried out. Meagan Campbell revised the English.

Author Contributions: Jaime Rendón von Osten conceived and designed the study and carried out field work for groundwater samples. Ricardo Dzul performed the analysis; Jaime Rendón von Osten and Ricardo Dzul analyzed the data and wrote the paper.

Conflicts of Interest: The authors declare no conflict of interest.

References

1. Instituto Nacional de Estadística y (INEGI). *El Sector Alimentario en México 2014*; Series Estadísticas Sectoriales; Instituto Nacional de Estadística y Geografía: Aguascalientes, México, 2014; 304p. (In Spanish)
2. Secretaría de Agricultura, Gandería, Desarrollo Rural, Pesca y Alimentación (SAGARPA), 2015. Servicio de Información Agroalimentaria y Pesquera. Available online: <http://www.siap.gob.mx> (accessed on 20 March 2017).
3. Echanove-Huacuja, F. La expansión del cultivo de la soja en Campeche, México: Problemática y perspectivas. *An. Geogr. Univ. Complut.* **2016**, *36*, 49–70, doi:10.5209/rev_AGUC.2016.v36.n1.52713.
4. Secretaría de Agricultura, Gandería, Desarrollo Rural, Pesca y Alimentación (SAGARPA). *Delegación en Campeche, Padrón de Productores de Soja 2013*; Secretaría de Agricultura, Gandería, Desarrollo Rural, Pesca y Alimentación: Ciudad de México, México, 2015.
5. Lakhani, N. Sweet Victory for Mexico Beekeepers as Monsanto Loses GM Permit. The Guardian. Available online: <https://www.theguardian.com/global-development/poverty-matters/2014/aug/08/sweet-victory-beekeepers-monsanto-gm-soybeans> (accessed on 25 January 2017).
6. Villanueva-Gutiérrez, R.; Echazarreta-González, C.; Roubik, D.W.; Moguel-Ordóñez, Y.B. Transgenic soybean pollen (*Glycine max* L.) in honey from the Yucatán peninsula, Mexico. *Sci. Rep.* **2014**, *4*, 4022, 1–4, doi:10.1038/srep04022.
7. Ellis, E.A.; Romero Montero, A.; Hernández Gómez, I.U. Evaluación y mapeo de los determinantes de deforestación en la Península Yucatán. Agencia de los Estados Unidos para el Desarrollo Internacional (USAID), The Nature Conservancy (TNC), Alianza México REDD+, México, Distrito Federal, 2015. Available online: https://www.researchgate.net/profile/Edward_Ellis/publication/283090392_Evaluacion_y_mapeo_de_los_determinantes_de_la_deforestacion_en_la_Peninsula_Yucatan-USAIDTNCMREDD/links/562a7d7808ae518e347f54dc.pdf (accessed on 16 March 2017).
8. Comisión Nacional del Agua (CONAGUA). Programa Hídrico Regional Visión 2030. Región Hidrológico-Administrativa XII Península de Yucatán. SEMARNAT. 2012. Available online: <http://www.conagua.gob.mx/conagua07/publicaciones/publicaciones/12-sgp-17-12py.pdf> (accessed on 9 March 2017).
9. Rivera, J. Herbicida de Monsanto se Propaga Por Agua y Suelos de la Península. Available online: <http://www.elquintanaroo.mx/wp/monsanto-envenena-acuíferos-yucatecos-con-mas-de-13-mil-toneladas-de-herbicida/> (accessed on 5 December 2016).
10. Rendón-von Osten, J.; Benítez-Torres, J.A. *Diagnóstico Integral de las Fuentes de Abastecimiento del Estado de Campeche. Informe Final*; Instituto EPOMEX-Universidad Autónoma de Campeche y Gobierno del Estado de Campeche: Campeche, Mexico, 2010; pp. 1–97. (In Spanish)
11. Mercurio, P.; Flores, F.; Mueller, J.F.; Carter, S.; Negri, A.P. Glyphosate persistence in seawater. *Mar. Pollut. Bull.* **2014**, *85*, 385–390, doi:10.1016/j.marpolbul.2014.01.
12. Ruiz-Toledo, J.; Castro, R.; Rivero-Pérez, N.; Bello-Mendoza, R.; Sánchez, D. Occurrence of Glyphosate in Water Bodies Derived from Intensive Agriculture in a Tropical Region of Southern Mexico. *Bull. Environ. Contam. Toxicol.* **2014**, *93*, 289–293, doi:10.1007/s00128-014-1328-0.

13. Kaiser, K. Preliminary study of pesticide drift into the Maya Mountain protected areas of Belize. *Bull. Environ. Contam. Toxicol.* **2011**, *86*, 56–59, doi:10.1007/s00128-010-0167-x.
14. Rendón-von Osten, J.; Tinoco-Ojanguren, R.; Soares, A.M.V.M.; Guilhermino, L. Effect of pesticide exposure on acetylcholinesterase activity in subsistence farmers from Campeche, Mexico. *Arch. Environ. Health* **2004**, *59*, 428–435, doi:10.3200/AEOH.59.8.418-425.
15. Duke, S.O.; Powles, S.B. Glyphosate: A once-in-a-century herbicide. *Pest Manag. Sci.* **2008**, *64*, 319–325, doi:10.1002/ps.1518.
16. Samsel, A.; Seneff, S. Glyphosate's Suppression of Cytochrome P450 Enzymes and Amino Acid Biosynthesis by the Gut Microbiome: Pathways to Modern Diseases. *Entropy* **2013**, *15*, 1417–1463, doi:10.3390/e15041416.
17. Mineau, P.; Harding, K.M.; Whiteside, M.; Fletcher, M.R.; Garthwaite, D.; Knopper, L.D. Using Reports of Bee Mortality in the Field to Calibrate Laboratory-Derived Pesticide Risk Indices. *Environ. Entomol.* **2008**, *37*, 546–554, doi:10.1603/0046-225X(2008)37[546:UROBMI]2.0.CO;2.
18. Pimentel, D. Environmental and economic costs of the application of pesticides primarily in the United States? *Environ. Dev. Sustain.* **2005**, *7*, 229–252, doi:10.1007/s10668-005-7314-2.
19. Vandame, R. Uso de plaguicidas y mortalidad de abejas en México: Una creciente urgencia. *El Jarocho Cuánt.* **2016**, *65*, 5. Available online: http://www.jornadaveracruz.com.mx/extras/20168/160806_999.pdf (accessed on 14 March 2017).
20. Boily, M.; Sarrasin, B.; Deblois, C.; Aras, P.; Chagnon M. Acetylcholinesterase in honey bees (*Apis mellifera*) exposed to neonicotinoids, atrazine and glyphosate: Laboratory and field experiments. *Environ. Sci. Pollut. Res. Int.* **2013**, *20*, 5603–5614, doi:10.1007/s11356-013-1568-2.
21. European Food Safety Authority (EFSA). Conclusion on the peer review of the pesticide risk assessment of the active substance glyphosate. *EFSA J.* **2015**, *13*, doi:10.2903/j.efsa.2015.4302.
22. Guyton, K.Z.; Loomis, D.; Grosse, Y.; El Ghissassi, F.; Benbrahim-Tallaa, L.; Guha, N.; Scoccianti, C.; Mattock, H.; Straif, K. Carcinogenicity of tetrachlorvinphos, parathion, malathion, diazinon, and glyphosate. *Lancet Oncol.* **2015**, *16*, 490–491, doi:10.1016/S1470-2045(15)70134-8.
23. Williams, G.M.; Kroes, R.; Munro, I.C. Safety evaluation and risk assessment of the herbicide Roundup and its active ingredient, glyphosate, for humans. *Regul. Toxicol. Pharmacol.* **2000**, *31*, 117–165, doi:10.1006/rtph.1999.1371.
24. Walsh, L.P.; McCormick, C.; Martin, C.; Stocco, D.M. Roundup inhibits steroidogenesis by disrupting steroidogenic acute regulatory (STAR) protein expression. *Environ. Health Perspect.* **2000**, *108*, 769–776.
25. Daruich, J.; Zirulnik, F.; Gimenez, M.S. Effect of the herbicide glyphosate on enzymatic activity in pregnant rats and their fetuses. *Environ. Res.* **2001**, *85*, 226–231, doi:10.1006/enrs.2000.4229.
26. Richard, S.; Moslemi, S.; Sipahutar, H.; Benachour, N.; Seralini, G.E. Differential effects of glyphosate and roundup on human placental cells and aromatase. *Environ. Health. Perspect.* **2005**, *113*, 716–720.
27. Marc, J.; Mulner-Lorillon, O.; Boulben, S.; Hureau, D.; Durand, G.; Belle, R. Pesticide Roundup provokes cell division dysfunction at the level of CDK1/cyclin B activation. *Chem. Res. Toxicol.* **2002**, *15*, 326–331, doi:10.1021/tx015543g.
28. Barbosa, E.R.; Leiros da Costa, M.D.; Bacheschi, L.A.; Scaff, M.; Leite, C.C. Parkinsonism after glycine-derivative exposure. *Mov. Disord.* **2001**, *16*, 565–568, doi:10.1002/mds.1105.
29. Acquavella, J.F.; Alexander, B.H.; Mandel, J.S.; Gustin, C.; Baker, B.; Chapman, P.; Bleeke, M. Glyphosate biomonitoring for farmers and their families: Results from the farm family exposure study. *Environ. Health Perspect.* **2004**, *112*, 321–326.
30. Takahashi, M.; Horie, M.; Aoba, N. Analysis of glyphosate and its metabolite, aminomethylphosphonic acid, in agricultural products by HPLC. *Shokuhin Eiseigaku Zasshi* **2001**, *42*, 304–308.
31. Liu, G.; Peng, Z.; Lan, T.; Xu, X.; Huang, G.; Yu, S.; Liu, G.; Li, J. Health risk assessment on pesticide residues in drinking water in Shenzhen. *Wei Sheng Yan Jiu* **2015**, *44*, 264–269.
32. Jayasumana, C.; Gunatilake, S.; Senanayake, P. Glyphosate, hard water and nephrotoxic metals: Are they the culprits behind the epidemic of chronic kidney disease of unknown etiology in Sri Lanka? *Int. J. Environ. Res. Public Health* **2014**, *11*, 2125–2147, doi:10.3390/ijerph110202125.
33. Curwin, B.D.; Hein, M.J.; Sanderson, W.T.; Striley, S.; Heederik, D.; Kromhout, H.; Reynolds, S.J.; Alavanja, M.C. Urinary pesticide concentrations among children, mothers and fathers living in farm and non-farm households in Iowa. *Ann. Occup. Hyg.* **2006**, *51*, 53–65, doi:10.1093/annhyg/mel062.

34. Krüger, M.; Schledorn, P.; Schrödl, W.; Hoppe, H.W.; Lutz, W.; Shehata, A.A. Detection of Glyphosate Residues in Animals and Humans. *J. Environ. Anal. Toxicol.* **2014**, *4*, doi:10.4172/2161-0525.1000210.
35. Niemann, L.; Sieke, C.; Pfeil, R.; Solecki, R. A critical review of glyphosate findings in human urine samples and comparison with the exposure of operators and consumers. *J. Verbr. Lebensm.* **2015**, *10*, 3–12, doi:10.1007/s00003-014-0927-3.
36. Ruiz-Toledo, J.; Sánchez-Guillén, D. Effect of the concentration of glyphosate present in body waters near transgenic soybean fields on the honeybee *Apis mellifera*, and the stingless bee *Tetragonisca angustula*. *Acta Zool. Mex.* **2014**, *30*, 408–413.
37. Balbuena, M.S.; Tison, L.; Hahn, M.L.; Greggers, U.; Menzel, R.; Farina, W.M. Effects of sublethal doses of glyphosate on honeybee navigation. *J. Exp. Biol.* **2015**, *218*, 2799–2805, doi:10.1242/jeb.117291.
38. Lermen, D.; Bartel-Steinbach, M.; Jost, N. *German Environmental Specimen Bank (ESB)—Guideline for Sampling and Sample Processing 24h-Sampling Urine*. Fraunhofer Institute for Biomedical Engineering IBMT, Sulzbach, Germany. 2015. Available online: <https://www.umweltprobenbank.de/en/documents/publications/23843> (accessed 16 March 2016).
39. Glyphosate ELISA Microtiter Plate. Available online: <http://www.abraxiskits.com/wp-content/uploads/2016/06/Glyphosate-Plate-Insert-rev053116.pdf> (accessed on 7 September 2016).
40. Byer, J.D.; Struger, J.; Klawunn, P.; Todd, A.; Sverko, E. Low cost monitoring of glyphosate in surface waters using the ELISA method: An evaluation. *Environ. Sci. Technol.* **2008**, *42*, 6052–6057, doi:10.1021/es8005207.
41. Clegg, B.S.; Stephenson, G.R.; Hall, J.C. Development of an enzyme linked immunosorbent assay for the detection of glyphosate. *J. Agric. Food. Chem.* **1999**, *47*, 5031–5037, doi:10.1021/jf990064x.
42. Rubio, F.; Veldhuis, L.J.; Clegg, B.S.; Fleeker, J.R.; Hall, J.C. Comparison of a direct ELISA and an HPLC method for glyphosate determinations in water. *J. Agric. Food. Chem.* **2003**, *51*, 691–696, doi:10.1021/jf020761g.
43. Krüger, M.; Schröd, W.; Neuhaus, J.; Shehataer, A.A. Field Investigations of Glyphosate in Urine of Danish Dairy Cows. *J. Environ. Anal. Toxicol.* **2013**, *3*, doi:10.4172/2161-0525.1000186.
44. Mörtl, M.; Németha, G.; Juracseka, J.; Darvasa, B.; Kampb, L.; Rubio, F.; Székács, A. Determination of glyphosate residues in Hungarian water samples by immunoassay. *Microchem. J.* **2013**, *107*, 143–151, doi:10.1016/j.microc.2012.05.021.
45. Arregui, M.C.; Lenardón, A.; Sanchez, D.; Maitre, M.I.; Scotta, R.; Enrique, S. Monitoring glyphosate residues in transgenic glyphosate-resistant soybean. *Pest Manag. Sci.* **2004**, *60*, 163–166, doi:10.1002/ps.775.
46. Sanchís, J.; Kantiani, L.; Llorca, M.; Rubio, F.; Ginebreda, A.; Josep Fraile, J.; Garrido, T.; Farré, M. Determination of glyphosate in groundwater samples using an ultrasensitive immunoassay and confirmation by on-line solid-phase extraction followed by liquid chromatography coupled to tandem mass spectrometry. *Anal. Bioanal. Chem.* **2012**, *402*, 2335–2345, doi:10.1007/s00216-011-5541-y.
47. Kolpin, D.W.; Schnoebelen, D.J.; Thurman, E.M. Degradates provide insight to spatial and temporal trends of herbicides in groundwater. *Ground Water* **2004**, *42*, 601–608, doi:10.1111/j.1745-6584.2004.tb02628.x.
48. European Glyphosate Task Force (GTF). Glyphosate Facts. Ground Water Quality and Glyphosate. Available online: <http://www.glyphosate.eu/ground-water-quality-and-glyphosate> (accessed on 1 April 2017).
49. Davis, A.M.; Thorburn, P.J.; Lewis, S.E.; Bainbridge, Z.T.; Attard, S.J.; Milla, R.; Brodie, J.E. Environmental impacts of fully irrigated sugarcane production: Herbicide run-off dynamics from farms and associated drainage systems. *Agric. Ecosyst. Environ.* **2011**, *180*, 123–135, doi:10.1016/j.agee.2011.06.
50. Van Stempvoort, D.R.; Spoelstra, J.; Senger, N.D.; Brown, S.J.; Post, R.; Struger, J. Glyphosate residues in rural groundwater, Nottawasaga River Watershed, Ontario, Canada. *Pest Manag. Sci.* **2016**, *72*, 1862–1872, doi:10.1002/ps.4218.
51. Peruzzo, P.J.; Porta, A.A.; Ronco, A.E. Levels of glyphosate in surface waters, sediments and soils associated with direct sowing soybean cultivation in north Pampasic region of Argentina. *Environ. Pollut.* **2008**, *156*, 61–6, doi:10.1016/j.envpol.2008.01.015.
52. Cerdeira, A.L.; Gazziero, D.L.P.; Duke, S.O.; Matallo, M.B. Agricultural impacts of glyphosate-resistant soybean cultivation in South America. *J. Agric. Food Chem.* **2011**, *59*, 5799–5807, doi:10.1021/jf102652y.
53. Giesy, J.P.; Dobson, S.; Solomon, K.R. Ecotoxicological risk assessment for roundup herbicide. *Rev. Environ. Contam. Toxicol.* **2000**, *167*, 35–120.

54. Busse, M.D.; Ratcliff, A.W.; Shestak, C.J.; Powers, R.F. Glyphosate toxicity and the effects of long-term vegetation control on soil microbial communities. *Soil Biol. Biochem.* **2001**, *33*, 1777–1789, doi:10.1016/S0038-0717(01)00103-1.
55. Vereecken, H. Mobility and leaching of glyphosate: A review. *Pest Manag. Sci.* **2005**, *61*, 1139–1151, doi:10.1002/ps.1122.
56. Borggaard, O.K.; Gimsing A.L. Fate of glyphosate in soil and the possibility of leaching to ground and surface waters: A review. *Pest Manag. Sci.* **2008**, *64*, 441–456, doi:10.1002/ps.1512.
57. Schilling, K.E.; Helmers, M. Tile drainage as karst: Conduit flow and diffuse flow in a tile-drained watershed. *J. Hydrol.* **2008**, *349*, 291–301, doi:10.1016/j.jhydrol.2007.11.014.
58. Bauer-Gottwe, P.; Gondwe, B.R.N.; Charvet, G.; Marín, L.E.; Rebolledo-Vieyra, M.; Merediz-Alonso, G. Review: The Yucatán Peninsula karst aquifer, Mexico. *Hydrogeol. J.* **2011**, *19*, 507–524, doi:10.1007/s10040-010-0699-5.
59. Scribner, E.A.; Battaglin, W.A.; Gilliom, R.J.; Meyer, M.T. Concentrations of Glyphosate, Its Degradation Product, Aminomethylphosphonic Acid, and Glufosinate in Ground- and Surface-Water, Rainfall, and Soil Samples Collected in the United States, 2001–06. U.S. Geological Survey: Reston, VA, USA, 2007; 111p. Available online: <https://pubs.usgs.gov/sir/2007/5122/pdf/SIR2007-5122.pdf> (accessed on 22 March 2017).
60. Van Stempvoort, D.R.; Roy, J.W.; Brown, S.J.; Bickerton, G. Residues of the herbicide glyphosate in Riparian groundwater in urban catchments. *Chemosphere* **2014**, *95*, 455–463, doi:10.1016/j.chemosphere.2013.09.095.
61. Horth, H.; Blackmore, K. *Survey of Glyphosate and AMPA in Groundwaters and Surface Waters in Europe*; WRC Report No. UC8073.02; WRc plc: Swindon, UK, 2009.
62. Kjaer, J.; Ernsten, V.; Jacobsen, O.H.; Hansen, N.; de Jonge, L.W.; Olsen, P. Transport modes and pathways of the strongly sorbing pesticides glyphosate and pendimethalin through structured drained soils. *Chemosphere* **2011**, *84*, 471–479, doi:10.1016/j.chemosphere.2011.03.029.
63. Landry, D.; Dousset, S.; Fournier, J.C.; Andreux, F. Leaching of glyphosate and AMPA under two soil management practices in Burgundy vineyards (VosneRomanée, 21-France). *Environ. Pollut.* **2005**, *138*, 191–200, doi:10.1016/j.envpol.2005.04.007.
64. Chang, F.C.; Simcik, M.F.; Capel, P.D. Occurrence and fate of the herbicide glyphosate and its degradate aminomethylphosphonic acid in the atmosphere. *Environ. Toxicol. Chem.* **2011**, *30*, 548–555, doi:10.1002/etc.431.
65. The Council of the European Union. Council Directive 98/83/EC of 3 November 1998 on the Quality of Water Intended for Human Consumption. *Off. J. Eur. Communities* **1998**, *L330*, 32–54.
66. Norma Oficial Mexicana NOM-201-SSA1-2015, Productos y servicios. Agua y hielo para consumo humano, envasados y a granel. Especificaciones sanitarias. Available online: http://dof.gob.mx/nota_detalle.php?codigo=5420977&fecha=22/12/2015 (accessed on 1 March 2017).
67. Benachour, N.; Séralini, G.E. Glyphosate formulations induce apoptosis and necrosis in human umbilical, embryonic, and placental cells. *Chem. Res. Toxicol.* **2009**, *22*, 97–105, doi:10.1021/tx800218n.
68. Relyea, R.A. The lethal impact of Roundup on aquatic and terrestrial amphibians. *Ecol. Appl.* **2005**, *15*, 1118–1124, doi:10.1890/04-1291.
69. Solomon, K.; Thompson, D. Ecological risk assessment for aquatic organisms from over-water uses of glyphosate. *J. Toxicol. Environ. Health B Crit. Rev.* **2013**, *6*, 289–324, doi:10.1080/10937400306468.
70. Rzymiski, P.; Klimaszuk, P.; Kubacki, T.; Poniedzialek, B. The effect of glyphosate-based herbicide on aquatic organisms—A case study. *Limnol. Rev.* **2013**, *4*, 215–220, doi:10.2478/limre-2013-0024.

